

UNIVERSITY OF WASHINGTON
Michael G. Foster School of Business

MBA Program By the Numbers



Foster
School of Business

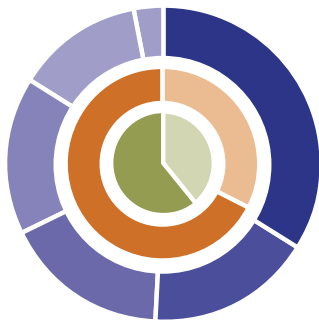
UNIVERSITY of WASHINGTON

UNIVERSITY OF WASHINGTON

Michael G. Foster School of Business

Student profile for full-time MBA Class of 2010

Entering class size	104
Average age	29
Range of age	24-41
Average years of work experience	5.51
Range of years of work experience	0-16
Average GMAT	688
Average GPA	3.38

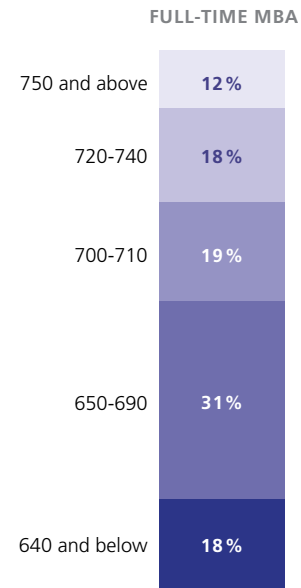


- 64% Men
- 36% Women
- 82% Domestic students
- 18% International students

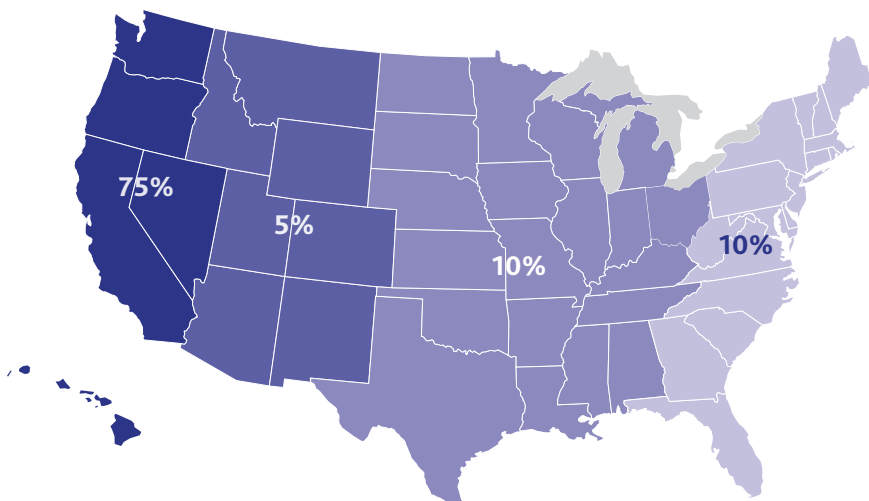
UNDERGRADUATE MAJORS:

- 34% Social Sciences & Humanities
- 17% Business
- 17% Engineering
- 16% Economics
- 13% Math and Science
- 3% Computer Science

GMAT PERCENTILE



Current full-time student geographic representation



INTERNATIONAL

- | | |
|-----------|---------------------------|
| Brazil | Malaysia |
| Canada | Peoples Republic of China |
| Hong Kong | Taiwan ROC |
| India | Thailand |
| Japan | United Kingdom |
| Korea | |

ETHNICITY OF DOMESTIC STUDENTS

FULL-TIME CLASS OF 2010

White/Caucasian	68%
Minority *	21%
Not Reported	11%

* Includes African American, Asian/Pacific Islander, Hispanic/Latino, Multi-racial, and Native American/ Native Alaskan.

MBA 2008 graduate employment profile

Employed at graduation	84%
Employed 3 months after graduation	96%
Average salary*	\$86,426
Median salary*	\$85,000
Range of salaries*	\$40,000-\$160,000
Receiving signing bonus	56%
Average signing bonus	\$20,370
Receiving guaranteed compensation	18%
Average guaranteed compensation	\$13,223

*Figures include international salaries converted to USD.

MBA program information

2008-2009 TUITION RATES*

Washington state residents	\$21,783/YR
non-residents and international students	\$32,451/YR

* For students who enroll in the full-time MBA Program in autumn 2008, tuition will remain the same through June 2010.

FULL-TIME

Average class size of first year core	51
Average class size of second year electives	30
Total number of full-time MBA students	225
Credits required to complete program	92
Student organizations	15

Salary breakout (base salary*)

Function	Percentage	Average	Median	High	Low
Consulting	13%	\$91,160	\$91,500	\$125,000	\$70,000
Finance/Investment	42%	\$83,467	\$84,500	\$110,000	\$55,000
General Management/Operations	12%	\$78,750	\$80,000	\$125,000	\$47,000
Marketing/Product Management	32%	\$85,865	\$89,500	\$126,000	\$40,000
Other	1%	\$160,000	\$160,000	\$160,000	\$160,000

Industry	Percentage	Average	Median	High	Low
Biotech/Biomed	8%	\$67,752	\$53,760	\$104,000	\$40,000
Consulting	17%	\$90,123	\$90,000	\$125,000	\$70,000
Consumer Products/Services	3%	\$76,250	\$77,500	\$90,000	\$60,000
Financial Services	16%	\$84,267	\$85,000	\$125,000	\$47,000
High Tech	38%	\$89,815	\$94,000	\$126,000	\$55,000
Manufacturing	1%	n/a	n/a	n/a	n/a
Services & Other	16%	\$81,400	\$75,000	\$160,000	\$52,000

Regional vs. National**

Regional	73%	\$83,996	\$85,000	\$126,000	\$47,000
National	27%	\$89,453	\$90,000	\$160,000	\$40,000

Location

Washington State	73%	\$83,996	\$85,000	\$126,000	\$47,000
California	13%	\$101,260	\$98,300	\$160,000	\$76,000
Northwest Non-Washington	1%	\$80,000	\$80,000	\$80,000	\$80,000
Eastern United States	6%	\$78,000	\$75,000	\$95,000	\$70,000
Asia	6%	\$72,333	\$87,000	\$90,000	\$40,000

*These figures include salaries in other countries in U.S. dollars not adjusted for cost of living.

**National companies are those who recruit at MBA programs nationwide.

Foster MBA hiring firms*, 2008 and 2009

* Employers for MBA full-time and internship positions.

3Tier Group	Green Living Project, Inc.	Port of Seattle
Adobe Systems Inc.	Grubb & Ellis Company	Precor Inc.
Akona Consulting	Halibut Flats Partners	Pricewaterhouse Coopers
Alerts.com	Harry & David	Puget Sound Energy
Allozyne	HouseValues	RealNetworks, Inc
Ally Marketing	IBM Corporation	REC Group
Altus Alliance	IBM Extreme Blue	Regence Group
Alvarez & Marsal	Infosys Technology Limited	Safeco Insurance Company of America
Amazon.com	Intel Corporation	Samsung Electronics
AMI International	Intellectual Ventures, LLC	Scotia Capital
Apple, Inc.	INTOPS, LTD	Shinsei Bank
Artesia Mortgage	Isilon System, Inc	Silar Advisors, LP
Asemblon, Inc.	I-to-I Meaningful Travel	Sirus
AT&T	Johnson & Johnson Services, Inc.	Spherion Atlantic Enterprises LLC
Autodesk, Inc.	Juniper Networks, Inc.	Stanford Capital Management
Banfield Pet Hospital	KMS Financial Services, Inc.	Starbucks Corporation
Bank of America	Kaer Holdings	SunPower Corporation
Bank of Ayudha PLC	Legacy	Swedish Medical Center
Barclays Bank PLC	Lehman Brothers Inc.	Syantec Corporation
Bering Sea Fisheries	Lynden Inc.	Talaria
Bingham McCutchen LLP	McKinsey & Company	Talisma Corporation
Bioalgene, LLC	Metafos, Inc	Thomas Weisel Partners
bSquare	Microsoft Corporation	T-Mobile USA
CB Richard Ellis	Microvision, Inc.	Towers Perrin
Cenorin, LLC	Mike's Hard Lemonade Company	Trillium Asset Management
Credit Suisse Group	Morgan Stanley	University of Pittsburgh Medical Center
Deutsche Bank	Nestle/Purina PetCare Company	UW Center for Clinical and Epidemiological Research
Dexia Real Estate	New Age Media	UW Medical Center
DFS Galleria	Nordstrom, Inc.	UW Pediatrics
Downtown Bellevue Association	Novellus Systems, Inc.	Valentine Ventures
Drugstore.com	Oberto Sausage Company	Vertical Technologies
Egg, LLC	Otsubo-kai Hospital Group	Vitalent Group LLC
Eli Lilly and Company	PACCAR, Inc.	Vulcan, Inc.
EMC Corporation	Parker LePla, Inc.	Washington Mutual, Inc.
Evergreen Hardwoods Inc.	PATH	Wells Fargo & Company
Evergreen Healthcare	PCC Structural, Inc.	World Vision
FE Clean Energy	PhaseRX	WRF Fellowship (Coulter Fellowship)
Fluke Corporation	Philips Consumer Lifestyle (Philips Oral)	Wunderman
Foss Maritime Company	Philips Medical Systems	Yes!
Fred Hutchinson Cancer Research Center	PNB Paribas-- New York	ZAAZ, Inc.
Globys, Inc.	PNB Paribas-- Bangkok	
Goldman Sachs Group, Inc.		
GoTrybe, LLC		

MBA internships

Students who successfully obtained an internship
Average monthly salary
Median monthly salary
Monthly salary range

100%
\$4,903
\$4,800
\$500-\$9,500

Regional vs. national internships

Regional
National

73%
27%

Location of MBA internships

Washington State
California
Northwest Non-Washington
Eastern United States
Asia

73%
9%
8%
6%
4%

For admission information, contact the MBA Program Office:

110 Mackenzie Hall
Box 353200
Seattle, WA 98195-3200

PHONE: 206.543.4661
FAX: 206.616.7351
E-MAIL: mba@u.washington.edu
WEB: foster.washington.edu/mba

For employment information, contact MBA Career Services:

202 Lewis Hall
Box 353200
Seattle, WA 98195-3200

PHONE: 206.685.2410
FAX: 206.685.3463
E-MAIL: bcc@u.washington.edu